

GROHE
MINTA TOUCH
LOVE AT FIRST
TOUCH

GROHE.COM

Pure Freude an Wasser

GROHE
WAVES

NEW



GROHE MINTA TOUCH SIMPLE – SENSUAL – MOVING

It's easy to fall in love with the GROHE Minta Touch.

It's sensitive. With its innovative EasyTouch technology, it instinctively reacts to the slightest touch.

It's clean-living - just because your hands are dirty, doesn't mean your fittings should be, too.

And it's beautiful, with shining chrome that stays that way, thanks to GROHE StarLight® technology.

One tap of the Minta Touch with the back of your hand, wrist or forearm is all it takes to turn it on or off, thus keeping the faucet clean and hygienic at all times.

If your hands are clean, simply use the manual lever to adjust flow and temperature. GROHE Minta Touch is simple, sensual, moving – a hybrid faucet that intelligently unites two operating functions.



Simple activation/deactivation of the waterflow by touch.



Manually control



GROHE MINTA TOUCH

WHY YOU'LL FALL IN LOVE WITH GROHE MINTA TOUCH

The GROHE Minta Touch has so many amazing features, you'll fall in love instantly. It fights dirt, germs and bacteria. It's operated by the slightest touch, simply and cleverly with just the back of your hand, wrist or forearm.

Design and function are also perfectly aligned, with the safety of little ones in mind. That's because MintaTouch is absolutely safe, with no risk of scalding, as the Easy Touch function works only with cold water.

Prefer warm water with your touch function? Simply upgrade Minta Touch with our Grohtherm Micro. This small thermostat underneath your sink gives you your perfect temperature every time, with no risk of scalding.

GROHE Minta Touch will also save you plenty of cleaning time, as the lever remains spotless and bacteria-free all day, every day – regardless of the number of helping hands you have in your kitchen.

EASY-TO-USE

Just touch the spout or body to turn the faucet ON or OFF.

CLEAN AND HYGIENIC

Your faucet stays clean when your hands are not: Start the faucet with your forearm or wrist to avoid cross contamination and to keep your faucet clean.



1. GROHE Minta Touch – beautiful and functional.



2. Dirty hands? Clean fittings.



3. Activate



4. Clean hands, clean fittings.



FUSION OF DESIGN AND TECHNOLOGY

Invisible technology meets outstanding design.

SAFE FOR CHILDREN

The EasyTouch function is great for providing cold water. A simple upgrade that adds our thermostatic mixing valve, Grohtherm Micro, adjusts the water temperature with no risk of scalding.

GROHE MINTA TOUCH CLEAN KITCHEN SURFACES AROUND THE CLOCK

You've dug the lettuce from the vegetable patch and you're now hard at work in the kitchen. You've got cucumbers and tomatoes to wash and turkey to fry crisply in the pan.

Having your hands covered in earth is one extra pressure you don't need. But our innovative EasyTouch technology is a clean solution. Thanks to GROHE Minta Touch, you can take everyday situations like this in your stride. And your kitchen is guaranteed to remain clean, 24 hours a day, seven days a week.



8:00 am | breakfast time



9:00 am | fresh food from the garden



11:00 am | preparing lunch



1:00 pm | washing the dishes




2:00 pm | messy play



4:00 pm | baking bread



6:00 pm | preparing dinner



7:30 pm | leisure time

GROHE MINTA TOUCH BEAUTY MEETS FUNCTIONALITY



Modern, timeless, beautiful, innovative. GROHE Minta, the top-seller in the kitchen fittings market, takes the next step on the innovation ladder.

The GROHE Minta Touch comes with a small but distinctive difference. EasyTouch technology is invisible yet maintains the gorgeous looks that made you fall in love with the Minta.

Choose your mixer from the curved C-shape, the striking L-shaped swivel tubular spout and pull-out mousseur, or the moveable pull-out sprayhead.

The classical, elegant operating lever is simple and precise to use, thanks to the GROHE SilkMove® technology. But surely beauty always fades? Well, no – thanks to the GROHE StarLight® technology, you'll enjoy lifelong chrome brilliance.

As an addition, the Grohtherm Micro, used with EasyTouch, can provide warm water. Adjust the temperature as desired and enjoy 100% protection against scalding.



31 358 000 / 31 358 DC0
Electronic Sink Mixer
C-spout
with pull out Spray
● ●



31 360 000 / 31 360 DC0
Electronic Sink Mixer
L-spout
with pull out Mousseur
● ●



34 023 000
Grohtherm Micro
●



47 533 000
Connection set
●

Colour options:

- 000 | StarLight Chrome
- DC0 | SuperSteel



EasyTouch



Pull-Out Spray



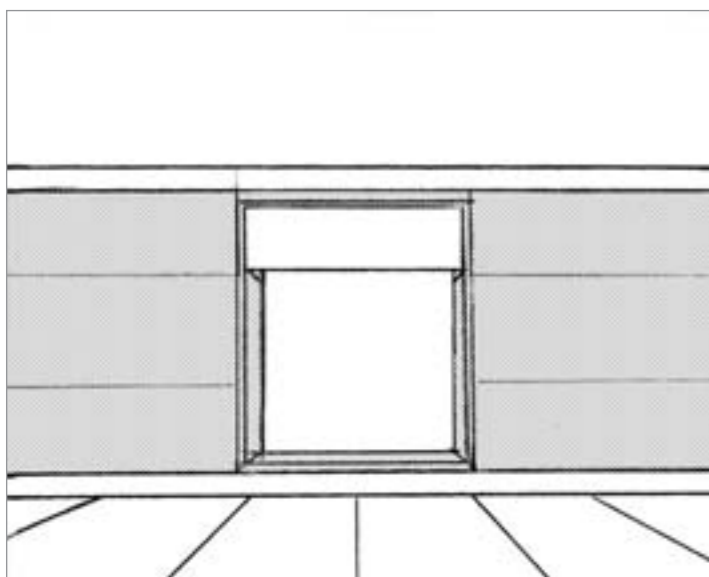
SmoothTurn



ComfortHeight

INSTALLATION SO PRACTICAL – SO SIMPLE EVEN RIGHT-HANDERS CAN DO IT LEFT-HANDED

Installation is surprisingly easy – so easy that a right-hander could tackle it left-handed. Just follow the easy steps below and the Minta Touch will be ready to use in no time. Equally easy is the installation of the Grohtherm Micro, which is simply mounted on the corner valve. This leaves more storage space under your kitchen cupboard.



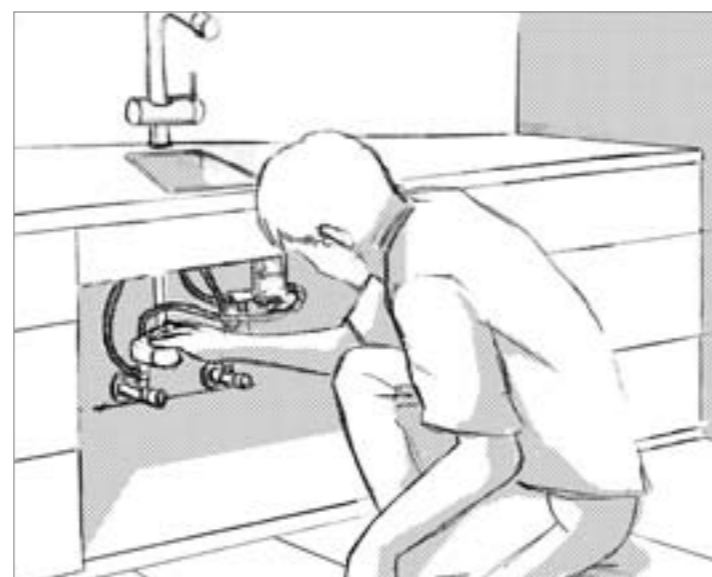
1. All you need is a fitted kitchen with a worktop to install your GROHE Minta Touch.



2. You can assemble the faucet and connections in the sink.



3. Connect the fitting to your water connections as usual. Now connect the EasyTouch technology battery-operated control unit between fittings and cold-water connection. Done.



4. You can also install the Grohtherm Micro within seconds. Simply integrate the installation attachment with the EasyTouch function to get warm water at the desired temperature.

GROHE MINTA TOUCH FREQUENTLY ASKED QUESTIONS

What can be worse than unanswered questions? Incomprehensive replies? We are of the opinion that all questions should be answered clearly. Since an innovative product should leave no room for confusions or doubts. Our answer to the question of the most innovative kitchen fitting of course is – Minta Touch.

<p>Is the Minta Touch technology battery- or powerpack-operated?</p>	<p>The Minta Touch is battery-operated.</p>
<p>How often must the battery be changed?</p>	<p>This depends on how often you use the Minta Touch. The battery is very durable, so can be changed just every two to four years.</p>
<p>How can I tell when the battery needs replacing?</p>	<p>Around six weeks before, the water-flow will pulsate three times when activated by Easy Touch. When the battery is completely empty or depleted, the EasyTouch function will no longer work. But you'll still be able to use the fitting, thanks to the manual lever.</p>
<p>Can I still use the fitting if the battery is completely empty?</p>	<p>Of course. By using the mechanical lever function.</p>
<p>How can I regulate the temperature and the waterflow?</p>	<p>This can also be done with the mechanical lever function.</p>
<p>What temperature and waterflow intensity can I expect with the EasyTouch function?</p>	<p>EasyTouch allows only cold water to be activated, and the flow intensity is pre-set. If you prefer warm water, just upgrade MintaTouch with Grohtherm Micro. Choose your perfect temperature with this small thermostat underneath your sink and you'll be 100% safe from scalding.</p>
<p>Can I also activate the EasyTouch function with clothing, for example?</p>	<p>No, Minta Touch reacts only to skin contact. However, moist dishcloths, in contact with the base or spout, can activate EasyTouch.</p>
<p>How do I clean the fitting?</p>	<p>Easily and quickly, with a dry cloth. You can also clean it with rubber gloves, because they won't activate EasyTouch. If you want to clean Minta Touch with a moist cloth, just switch on the cleaning mode, by pressing the Aqua Stop button on the control unit. This will de-activate Easy Touch for two minutes. Therefore, the control unit should be installed in an accessible place.</p>
<p>Does the fitting also work under extreme climatic conditions?</p>	<p>Certainly. Even at temperatures of up to 40 degrees Celsius, with air humidity of up to 80%, the Minta Touch remains perfectly functional.</p>

Grohe AG
Feldmühleplatz 15
D - 40545 Düsseldorf
Germany

03/2013 - Copyright by GROHE

VISIT US ONLINE

Follow us

grohe.com

